




DAC Series

Air Cooled - After Cooler For Asia



CAPACITY : 1.8 - 36 M³ / min

AIR CONNECTION : 1" ~ 3"

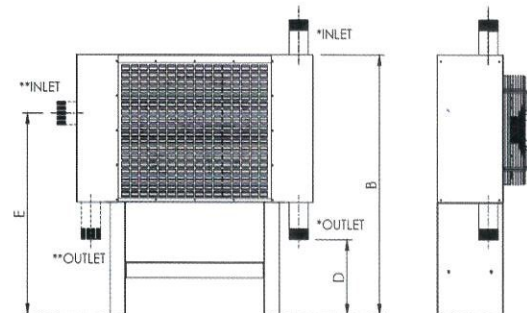
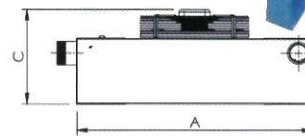
MAX.WORKING PRESSURE : 16 Kg/cm²

FLOW RATE REFERS TO :

99° C INLET

35° C AMBIENT

+ 10° C OUTLET OF AMBIENT TEMP.



Series	Air flow rate		V / Ph / Hz.	Conn.	Dimension (mm.)					Weight (Kg.)
	M ³ /min	CFM			A	B	C	D	E	
DAC 015	1.8	63	220/1/50	1"	460	655	235	368	-	17
DAC 040	5.5	193	220/1/50	1-1/2"	653	825	280	362	-	29
DAC 075	11	385	220/1/50	2"	782	882	293	375	-	38
DAC 150	22	770	380/3/50	2-1/2"	912	995	363	287	-	51
DAC 250	36	1260	380/3/50	3"	965	1430	430	-	1042	76
DAC 400	61	2129	380/3/50	4"FL	1250	1650	480	-	1200	101

* INLET & OUTLET FOR MODEL DAC 015 - 075

** INLET FOR MODEL DAC 150

** OUTLET FOR MODEL DAC 150

** INLET & OUTLET FOR MODEL DAC 250-400

COOLER